

2021 Graduation Report Presented September 12, 2022

Strategies to Increase Graduation Rates

1. Focus on attendance
 - a. Increase of 5.42% in attendance from 2021 to 2022
 - i. 87.34 – 92.07
2. Options Academy
 - a. Continue to offer offered timely and engaging ways for 5th or 6th year seniors to complete graduation requirements.




Table 1: Senior year Cohort Rate

Rate of students who enrolled as seniors in August 2020 and graduation in may 2021.

Total Enrolled throughout the year	Graduated on time	Number of students who Withdrew during year	Within that 106, left for another District. (Don't count against us.	Within that 106, number that are Considered Dropouts (Counts Against us)	Still Active and working towards HS diploma	Graduated	Graduation Rate
1322	1180	106/	29	77	36	1180	91%

Table 2: 4-year Graduation Cohort Rate

*Includes every student enrolled at BA between 9th-12th grades

SCORE						100
Indicator Subtype	Score	Points	Points Max	Total Score	Letter Grade	
4Y	87.34					
5Y	90.86					
6Y	92.55					
4Y SCORE						100
						87.34
Numerator	Denominator	Score	Points	Points Max		
1,090	1,248	87.34				
5Y SCORE						100
						90.86
Numerator	Denominator	Score	Points	Points Max		
1,094	1,204	90.86				
6Y SCORE						100
						92.55
Numerator	Denominator	Score	Points	Points Max		
1,130	1,221	92.55				

Broken Arrow Graduation Rates

Cohort	4y	5Y	6Y	STATE
2017	85.1			
2018	85.08	88.50		
2019	89.51	87.86	89.51	
2020	86.99	91.78	89.62	
2021	87.34	90.86	92.55	

Comparison Chart

COHORT	STATE	BA	JENKS	OWASSO	UNION
2017	82.9	85.1	85.4	92.6	89.3
2018	83.1	85.08	90.1	92.4	87.1
2019	80.9	89.51	89.7	88.1	87.3
2020		86.99			
2021		87.34			